






* All images in this datasheet are for illustrative purposes only.

Indoor LED LSBC

Indoor LED Display



-  Vivid Color Expression
Powered by HDR
-  90° Corner Installation
Design Available
-  Front or Rear
Serviceability
-  Compatibility with
LG Software Solutions

	LSBC
Pixel Pitch	1.95 / 2.60 / 2.98 / 3.91 mm
Brightness	800 / 1,000 nit
Weight per Cabinet	12.0 kg/Cabinet
Serviceability	Front or Rear
IP Rating	IP5X



Vivid Color Expression Powered by HDR

With HDR (HDR10, HDR10 Pro*) support, content becomes vivid with great visual impact. The wider color spectrum and greater contrast ratio allow viewers to fully enjoy lively content.

* HDR10 Pro is LG's own HDR solution to process HDR signal by using enhanced dynamic tone mapping.

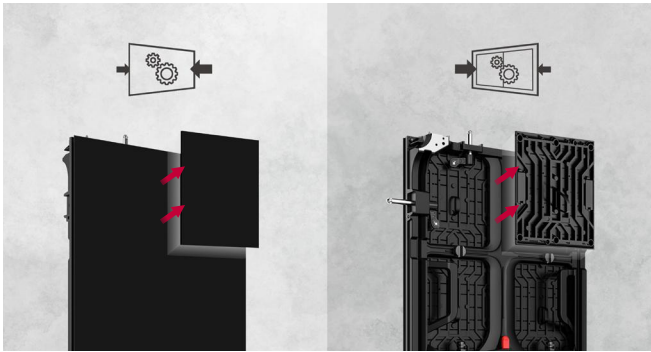


Conventional 90° Corner Option Applied

90° Corner Installation Available

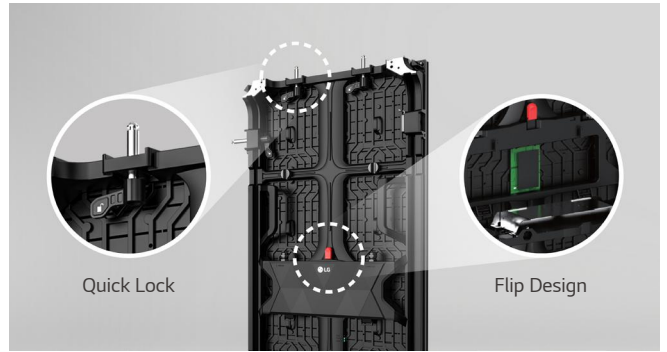
Considering the use of corners, the cabinet is designed to stitch out a seamless 90 degree corner screen.

* Corner option is available as add-ons without additional costs. The option should be included in an ordering form.



Front or Rear Installation & Maintenance

Easy access to front or rear cabinet for maintenance.



Quick Lock & Flip Design

Easy installation with quick lock system and maintains an outstanding alignment. Also the flip design makes easy repair and replace of integrated power system and reception card.



Compatibility with LG Software Solutions

Powered by LG's high performance system controller, the LSBC series is compatible with LG software solutions including SuperSign CMS, LED Assistant, and ConnectedCare, which help customers operate their own business flawlessly.

* The availability of the 'LG ConnectedCare' service differs by region, and it needs to be purchased separately. So please contact the LG sales representative in your region for more details.
 * The items that can be monitored by LG ConnectedCare : Main Board (Temp., Signal Status, FPGA Ver, Ethernet Connection Status), Receiving Card (Temp., LED Power)
 * Actual GUI may vary in different webOS versions.

SPECIFICATIONS

		LSBC019-GD	LSBC026-GD	LSBC029-GD	LSBC039-GD
Physical Parameters	Pixel Configuration	3 in 1 SMD	3 in 1 SMD	3 in 1 SMD	3 in 1 SMD
	Pixel Pitch (mm)	1.953	2.604	2.976	3.906
	Module Resolution (W × H)	128 × 128	96 × 96	84 × 84	64 × 64
	Module Dimensions (W × H, mm)	250 × 250	250 × 250	250 × 250	250 × 250
	Weight per Module (kg, ±0.003 kg)	0.70	0.70	0.70	0.70
	No. of Modules per Cabinet (W × H)	2 × 4	2 × 4	2 × 4	2 × 4
	Cabinet Resolution (W × H)	256 × 512	192 × 384	168 × 336	128 × 256
	Cabinet Dimensions (W × H × D, mm)	500 × 1,000 × 68	500 × 1,000 × 68	500 × 1,000 × 68	500 × 1,000 × 68
	Cabinet Surface Area (m ²)	0.500	0.500	0.500	0.500
	Weight per Cabinet (kg/Cabinet)	12.0	12.0	12.0	12.0
	Weight per Square Meter (kg/m ²)	24.0	24.0	24.0	24.0
	Physical Pixel Density (pixels/m ²)	262,144	147,456	112,896	65,536
	Flatness of Cabinet (mm)	0.5	0.5	0.5	0.5
	Cabinet Material	Die Casting Aluminum	Die Casting Aluminum	Die Casting Aluminum	Die Casting Aluminum
	Service Access	Front or Rear	Front or Rear	Front or Rear	Front or Rear
Optical Specifications	Max. Brightness (After Calibration)	800	1,000	1,000	1,000
	Color Temperature (K)	3,200-9,300	3,200-9,300	3,200-9,300	3,200-9,300
	Visual Viewing Angle (H × V)	160 × 140	160 × 140	160 × 140	160 × 140
	Brightness Uniformity	97%	97%	97%	97%
	Color Uniformity	±0.003 Cx,Cy	±0.003 Cx,Cy	±0.003 Cx,Cy	±0.003 Cx,Cy
	Contrast Ratio (Typ.)	5,000 : 1	5,000 : 1	5,000 : 1	5,000 : 1
	Processing Depth (bit)	16 (HDR10, HDR10 Pro)	16 (HDR10, HDR10 Pro)	16 (HDR10, HDR10 Pro)	16 (HDR10, HDR10 Pro)
Electrical Specifications	Power Consumption (W/Cabinet, Max.)	300	300	300	300
	Power Consumption (W/Cabinet, Avg.)	100	100	100	100
	Power Consumption (W/m ² , Max.)	600	600	600	600
	Power Consumption (BTU/Cabinet, Max.)	1,024	1,024	1,024	1,194
	Power Consumption (BTU/Cabinet, Avg.)	341	341	341	396
	Power Consumption (BTU/m ² , Max.)	2,047	2,047	2,047	2,388
	Power Supply (V)	100 to 240	100 to 240	100 to 240	100 to 240
	Frame Rate (Hz)	50 / 60	50 / 60	50 / 60	50 / 60
	Refresh Rate (Hz)	≥3,840	≥3,840	≥3,840	≥3,840
Operation Specifications	Lifetime (Half Brightness)	100,000	100,000	100,000	100,000
	Operating Temperature (°C)	-20 to +40	-20 to +40	-20 to +40	-20 to +40
	Operating Humidity	10-90% RH	10-90% RH	10-90% RH	10-90% RH
	IP Rating Front / Rear	IP5X / IP5X	IP5X / IP5X	IP5X / IP5X	IP5X / IP5X

* Specifications are subject to change without notice. Please make sure to check the product manual for details about product usage.



Download
LG C-Display+
Mobile App
Google Play Store

www.lg.com/global/business/information-display
www.youtube.com/c/LGCommercialDisplay
www.facebook.com/LGInformationDisplay
www.linkedin.com/company/lginformationdisplay
twitter.com/LG_ID_HQ

LG may make changes to specifications and product descriptions without notice. Copyright © 2021 LG Electronics Inc. All rights reserved. "LG Life's Good" is a registered trademark of LG Corp. The names of products and brands mentioned here may be the trademarks of their respective owners.